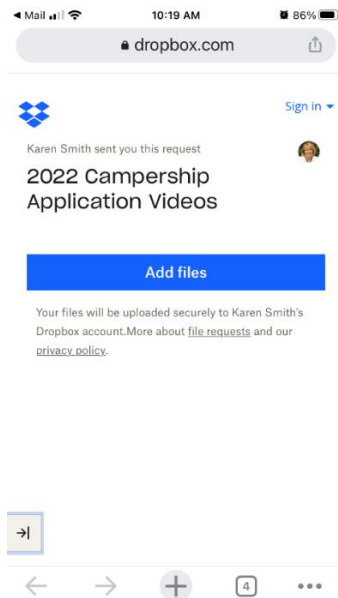
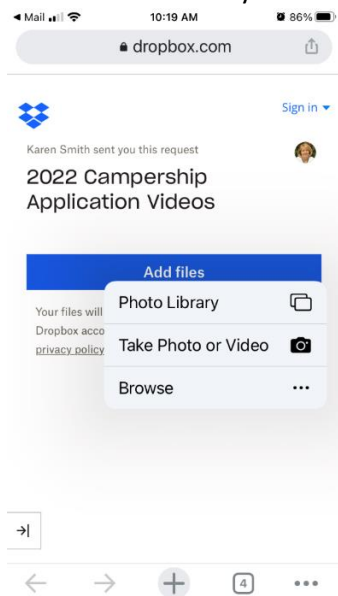


# How to Upload a Video to Dropbox on a Smartphone

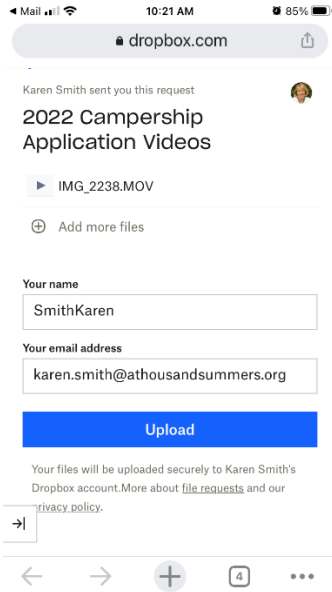
1. Record the video and save it on your phone.
2. Open the **ATS Video Instructions** document on your phone.
3. Click on the Dropbox link in the **ATS Video Instructions** document.
4. Select 'Add Files'



5. Select 'Photo Library'



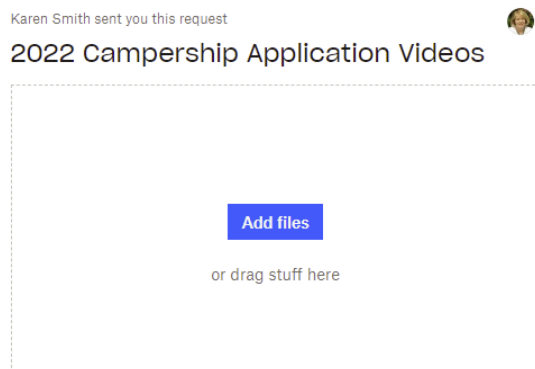
6. Select your video
7. Select 'Add'
8. Enter your camper's Last Name then First Name. Example: Karen Smith would be SmithKaren



9. Select 'Upload'

## How to Upload a Video to Dropbox on a Computer

1. Record the video and save it on your computer.
2. Open the **ATS Video Instructions** document on your computer.
3. Click on the Dropbox link in the **ATS Video Instructions** document.
4. Select 'Add Files'

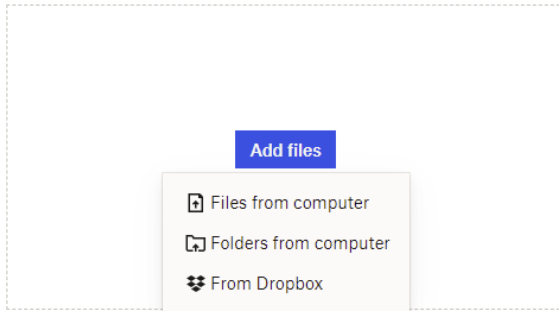


5. Select 'Files from computer'

Karen Smith sent you this request



## 2022 Campership Application Videos

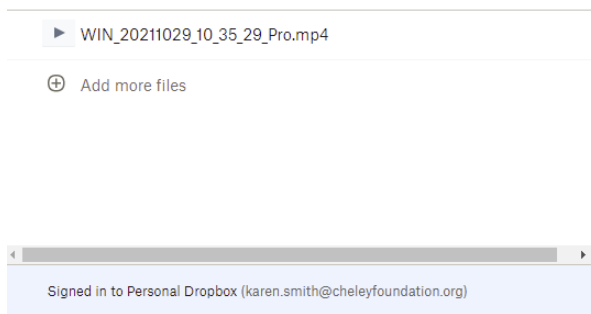


6. Select your video
7. Select 'Add'
8. Enter your camper's Last Name then First Name. Example: John Doe would be DoeJohn

Karen Smith sent you this request



## 2022 Campership Application Videos



Upload

9. Select 'Upload'